



**University of
Sunderland**

Rolph, Lauren and McGarry, Kenneth (2017) Combination of clozapine with an atypical antipsychotic: a meta-analysis. *Mental Health Review*. ISSN 1361-9322 (In Press)

Downloaded from: <http://sure.sunderland.ac.uk/id/eprint/7592/>

Usage guidelines

Please refer to the usage guidelines at <http://sure.sunderland.ac.uk/policies.html> or alternatively contact sure@sunderland.ac.uk.



**Combination of Clozapine with an atypical Antipsychotic – A
Meta-Analysis**

Journal:	<i>Mental Health Review Journal</i>
Manuscript ID	MHRJ-01-2017-0001.R1
Manuscript Type:	Research Paper
Keywords:	Schizophrenia, Antipsychotics, Combination therapy, Risperidone, Aripiprazole

SCHOLARONE™
Manuscripts

Combination of clozapine with an atypical antipsychotic: a meta-analysis

Abstract

Purpose - *The aim of this meta-analysis is to review the efficacy of atypical antipsychotics in combination with clozapine. Previous meta-analysis have assessed the use of both typical and atypical antipsychotics in combination with clozapine, combination treatment being withheld only for those patients deemed treatment resistant.*

Design/methodology/approach - *We conducted the meta-analysis in accordance with the Preferred Reporting Items for Systematic Reviews and Meta-Analyses (PRISMA) guidelines. The following inclusion criteria was applied; i.) Trials and reports that were written in English; ii.) An antipsychotic was added to clozapine; iii.) The non-clozapine antipsychotic was atypical; iv.) Trials were randomised, double-blind placebo controlled; v.) Trials were conducted between the years of 2000 and 2015*

Findings - *The effect sizes gained from analysis showed a small benefit of combination therapy over clozapine monotherapy.*

Research limitations/implications - *The initial trial search unveiled 1,412 studies. After the inclusion and exclusion criteria was applied, 10 trials were used in this meta-analysis.*

Practical implications - *the recommendation of this analysis that alternative medications be sought in order to treat patients who have a sub-optimal response to clozapine with a combination other than two second generation antipsychotics. This route should only be used once all other treatment options have been exhausted*

Originality/value - *This work extends existing meta-analysis by incorporating data from more recent trials.*

Keywords Schizophrenia, Atypical, Antipsychotics, Combination, risperidone, aripiprazole

Paper type Research paper

Introduction

It is generally accepted that over the course of their lifetime, about 1% of the UK population will develop schizophrenia, although one study suggests the true figure may be closer to 0.72% (Saha et al., 2005). Furthermore, we should be clear as to the working definition of treatment resistant schizophrenia as defined by Howes *et al* in their systematic review of randomized antipsychotic clinical trials where definitions of treatment resistance were extracted (Howes et al., 2017).

Clozapine is an atypical antipsychotic reserved only for those patients who have been adequately trialled unsuccessfully on at least two previous antipsychotics (NICE178, 2014). The failure is usually due to hematological side effects (Pirmohamed and Park, 1997). One of several side-effects that can be attributed to non-clozapine atypical antipsychotics. A patient should be trialled on clozapine for a minimum of 8-10 weeks before being classed as treatment resistant.

The term *Treatment Resistant Schizophrenia* was first coined by Kane et al (Kane et al., 1988), where it was determined that those patients who have not responded to two previous antipsychotic therapies should be given clozapine in doses equivalent of up to 1000mg of chlorpromazine. The benefits of clozapine include reduced risk of suicide (Meltzer et al., 2003) and overall mortality (Sernyak et al., 2001) in schizophrenia. Antipsychotic polypharmacy in which more than one antipsychotic drug is used to treat a patient's schizophrenia is becoming more common in practice (Langan and Shajahan, 2010), however it is advised against due to the increased risk of side ef-

1
2
3 facts such as sedation, weight gain, extra-pyramidal side effects and blood disorders (Dold and
4 Leucht, 2014). It has been recommended by the National Institute of Clinical Excellence (NICE)
5 that combining antipsychotic medication should not be initiated unless it is to change one medi-
6 cation to another, even this should only be for a short period of time (NICE82, 2008). However,
7 despite the risks of polypharmacy, the basis for using clozapine is because of the association with
8 significant clinical improvement relative to usual treatment, along with reduced suicidal thoughts
9 and reduced rehospitalization rates.
10
11

12 The aim of this meta-analysis is to review the efficacy of atypical antipsychotics in combination
13 with clozapine.
14
15

16 Methods

17 This meta-analysis was devised in accordance with the Preferred Reporting Items for Systematic
18 Reviews and Meta-Analyses (PRISMA) guidelines (Moher et al., 2009). Databases searched in-
19 clude; Science Direct, PubMed, PubMed Central, Cochrane Library and the clinical trials register.
20 The search for material was updated in June 2017. Key terms used in the search were; clozapine,
21 augmentation, combination, treatment-resistant schizophrenia, refractory schizophrenia as well as
22 the generic names of all the atypical antipsychotics.
23
24

25 *Inclusion criteria.*

26 The following inclusion criteria was applied; i.) Trials and reports that were written in English; ii.)
27 An antipsychotic was added to clozapine; ii.) The non-clozapine antipsychotic was atypical; iii.)
28 Trials were randomised, double-blind placebo controlled; iv.) Trials were conducted between the
29 years of 2000 and 2015.
30
31

32 *Exclusion criteria.*

33 Trials were excluded on the basis; i.) Drugs were not in combination with clozapine but were a
34 comparison; ii.) Drugs were compared to each other and not a placebo; iii.) Trials were open and
35 single-blind; iv.) Case Reviews.
36
37

38 *Statistical analysis.*

39 Particular rating scales were used when developing the forest plots in order to obtain an effect size,
40 we used the random-effects model as we believed the different studies had different effect sizes.
41 The fixed-effect model assumes some heterogeneity of effect and that every study has a com-
42 mon true effect size, this cannot be assumed and the random-effects model is more appropriate
43 under these circumstances. The Positive and Negative Symptom Scale (PANSS) (Kay, Fiszbein
44 and Opler, 1987) and The Brief Psychiatric Rating Scale (BPRS) (Overall and Gorham, 1962)
45 were used to assess the efficacy of the drugs on schizophrenia. Some papers used a mixture of
46 scales and some used only PANNS or BPRS, we used the method devised by Leucht to convert
47 between them (Leucht et al., 2013). The Scale for the Assessment of Negative Symptoms (SANS)
48 (Andreasen, 1989) and the Scale for the Assessment of Positive Symptoms (SAPS) (Andreasen
49 et al., 1990) were used for the effect sizes of both negative and positive schizophrenic symptoms
50 respectively.
51
52

53
54 Cohen's D was used to assess the impact of the treatments (Ferguson, 2009), 0.2, 0.5 and 0.8
55 showing either a small, medium or large effect respectively. Confidence intervals and Standard-
56 ised Mean Deviations (SMD) were presented in the forest plots. A funnel plot and quantile-quantile
57 plot was also generated to assess publication bias of the trials included in the meta-analysis. Com-
58
59
60

1
2
3
4
5
6
7
8
9
10
11
12
13
14
15
16
17
18
19
20
21
22
23
24
25
26
27
28
29
30
31
32
33
34
35
36
37
38
39
40
41
42
43
44
45
46
47
48
49
50
51
52
53
54
55
56
57
58
59
60

parison of trials lasting < 10 weeks and >10 weeks were compared to assess the impact of trial length on treatment efficacy as well as comparison of the same atypical agents.

The R statistical analysis software was used in conjunction with the RStudio Editor, the Metafor package was used in the generation of the forest plots and the funnel plot using a random effects model. We used the Standardised Mean Difference, giving the meta-analysis the ability to compare the outcome of all the trials together regardless of the rating scale. Forest plots were generated in order to gain an overall effect size for the combination of the atypical antipsychotic with clozapine in regards to overall, negative and positive symptoms.

Results

The initial search revealed 1,412 studies, after the inclusion and exclusion criteria was applied, a total of 10 studies with 588 patients (age range 18-65, average 35.3, 378 males and 210 females) were included. Randomised controlled trials included four atypical antipsychotics combined with clozapine, sertindole (n=1), olanzapine (n=1), aripiprazole (n=3) and risperidone (n=5) against a placebo. Trial characteristics used are given in figure 1.

The effect size (95% Confidence Intervals) in figure 1 for the impact of treatment on overall symptoms was -0.30 [-0.57, -0.02], for the impact of treatment on negative symptoms was -0.18 [-0.46, 0.11] in figure 3 and the impact of treatment on positive symptoms was -0.25 [-0.81, 0.30] in figure 4. The funnel plot, figure 2 and the quantile-quantile plot in figure 3 showed no obvious publication bias.

The standardised mean differences for overall change in BPRS/PANSS, negative and positive symptoms found were of small improvement, -0.19, -0.18 and -0.25 respectively. This showed that the combination of clozapine with a second generation antipsychotic, seen in figure 1, 2 and 3 showed a small improvement in patient's symptoms. So far this is the only meta-analysis to look solely at the efficacy of second generation antipsychotics combined with clozapine. Previous analyses (Taylor et al., 2012) looked at the combination of both typical and atypical antipsychotics with clozapine treatment. Similar to this study, an effect size of 0.239, showed small effect of co-therapy over monotherapy. Comparison of effect sizes of both first and patient symptomatology showed there is no distinct difference between the efficacy of either class of drugs.

A systematic review (Correll et al., 2009) assessed antipsychotic combinations of first and second generation antipsychotics including clozapine as a part of the combination against monotherapy in schizophrenia. This study showed that antipsychotic combination therapy was favourable compared to the control. In all the studies patients had been diagnosed using DSM-IV, and had been trialled, unsuccessfully on two or more previous antipsychotics before the initiation of clozapine.

4.1 Overall change in BPRS/PANSS

The forest plot in figure 1 was generated using a random effects model. It can be seen from the effect size that only two trials (Muscatello et al., 2011) and (?) completely favored co-therapy compared to the other trials in our study.

The forest plot in figure 1, indicates the standardised mean differences (SMD) for the individual outcomes of each trial, the black diamond indicates the overall SMD for the meta-analysis (-0.30), this effect size indicates a small favour of cotherapy. Examining the results from previous meta-

Study (Year)	Characteristics	Trial length (weeks)	No of patients starting trial (N/F)	Control / placebo in placebo	Mean age years (range)	Drug patients stopped prior to trial or medications which warranted exclusion	Drugs patients had access to while on trial	Applicable outcomes measured
Yagcioglu (2005) Turkey	Patients were diagnosed with schizophrenia using DSM-IV. Entry into the trial was based on total PANSS score of at least 7, a CGI-S score of at least 4 and at least 3 on any 1 of the PANSS POS (0-7) scale. Patients who had been on clozapine for at least 6 months were entered into the trial. Clozapine doses ranged between 300-800 mg/day. Risperidone up to 6 mg/day was used for patients in the control arm of the trial.	6	30 (20/10)	15 in control and 14 in placebo	35.3 (18-55)	mood stabilisers, lithium, antidepressants, and/or antipsychotics other than clozapine.	Benzodiazepines (diazepam 0.5-2.0 mg/day) were used to treat anxiety, and biperiden (2-6 mg/day) was used to treat EPS.	PANSS
Joossens (2005) USA	Patients were diagnosed with schizophrenia or schizoaffective disorder using DSM-IV. Clozapine use for 12 weeks with poor response. BPRS of 45 or 4 or more criteria on 2-4 BPRS positive symptom items. Clozapine dose of 528mg/day for risperidone group and 402.5 mg/day for placebo.	12	40(35/5)	20 control and 20 in placebo	40.3 (20-65)	N/A	N/A	BPRS, CGI, SANS
Honer (2006) Canada, Germany, China, UK	Patients were diagnosed with schizophrenia using DSM-IV. Entry into the trial was based on a total PANSS score of 80 or more, at least 4 or more on CGI and a SCFAS score of 40 or less. Patients had been on a stable dose of clozapine 400 mg/day or more for at least 12 weeks. Risperidone was given to the control group at a mean dose of 2.95 mg/day.	18	68 (50/18)	34 in control and 34 in placebo	37 (18-65)	Treatment with clozapine for movement disorder or of intolerable side effects from other medications. Previous treatment with risperidone. Patients were required to discontinue any drugs other than clozapine (mood stabilisers or anti-depressants or anti-convulsants) two weeks before the trial.	Any drugs being used to treat stable medical issues were permitted.	PANSS
Freudenreich (2007) USA	Patients were diagnosed with schizophrenia using DSM-IV. Entry into the trial was based on the patients have a BPRS score of greater than 60. Patients in the trial had been treated with clozapine for at least 6 months and had been on a stable dose for at least 8 weeks. Clozapine doses ranged from 200-700 mg/day. A 4 mg/day fixed dose of risperidone was given to those patients assigned to the control group.	6	24 (21/3)	11 control, 13 placebo	42.3 (27-55)	N/A	N/A	PANSS and SANS
Chang (2008) Korea	Patients were diagnosed with schizophrenia using DSM-IV. Entry into the trial was based on patients have a BPRS score of at least 35 or more than two on the SANS rating. Patients in the trial had been treated with clozapine at least one year prior to the study with at least 8 weeks on a stable dose of 400 mg/day or more. Patients in the treatment arm of the trial were given an aripiprazole dose of at least 30 mg/day.	8	62 (49/13)	30 in control and 32 in placebo	33.2 (18-65)	Prior history of non-response or tolerance to aripiprazole, participation in a clinical trial of another investigational drug within 3 months of the study	Concomitant medications for stable medical conditions including antidepressants, anticholinergics and benzodiazepines.	BPRS and SANS
Fleischacker (2010) USA, France, Finland, UK, Austria	Patients were diagnosed with schizophrenia using DSM-IV-TR criteria such as weight gain of more than 2.5kg, and safety issues on clozapine. Clozapine dose of 362.6 mg/day and 388.8 mg/day for aripiprazole.	16	205 (106/99)	106 control and 99 in placebo	40.5 (18-65)	patients at risk of suicide excluded. Excluded for use of psychoactive substance use disorder.	Benzodiazepines, and anticholinergics were allowed any time and also sleeping aids. Antidepressants and mood stabilisers were also allowed if prescribed before entry into study.	PANSS, CGI and weight
Weiner (2010) USA	Patients were diagnosed with schizophrenia using DSM-IV. Entry into the trial was based on patients having a total BPRS score of 45 or more, a CGI score of 4 or more and a BPRS positive symptom score of 8 or more. Patients were required to have had an adequate clozapine trial for 6 or more months on a dose that produced a plasma level of 350 ng/mL or more. Risperidone was given at 4 mg/day.	16	69 (44/25)	33 in control and 36 in placebo	44.4 (18-65)	Patients treated previously with adjunctive risperidone at more than 8 mg/day for at least 6 weeks were excluded.	N/A	BPRS and SANS
Muscatelli (2011) Italy	Patients were diagnosed with schizophrenia using DSM-IV. Entry into the trial was based on patients have a BPRS score of 25 or more. Patients had been on the highest tolerable dose of clozapine for at least one year and doses in the range of 200-450 mg/day had been stable for at least one month. Aripiprazole was given at an initial dose of 10 mg/day and increased to 15 mg/day.	24	40 (23/17)	20 in control and 20 in placebo	31.9 (25-38)	N/A	Patients were allowed to take lorazepam up to 5 mg/day for insomnia and agitation.	BPRS, SANS and SAPS
Neilsen (2012) Denmark	Patients diagnosed with schizophrenia and treated with clozapine for 6 months and scored at least 65 on PANSS at baseline. Doses of clozapine were 394mg/day for serindole and 635.0 mg/day for placebo.	12	50(30/20)	25 in control and 25 in placebo	41.8 (18-65)	N/A	Benzodiazepines, and anticholinergics were allowed any time and also sleeping aids. Antidepressants and mood stabilisers were also allowed if prescribed before entry into study.	PANSS, UKU and CGI
Constantine (2015) USA	Patients were diagnosed with schizophrenia using DSM-IV-TR criteria who had been receiving 2 medications concurrently for at least 90 days.	52	104(50/54)	25 in control and 41 in placebo	43.9 (18-64)	Patients who had recent hospitalization or emergency room visits in 90 days.		PANSS and CGI

Table 1 : Details of the ten trials used in the meta-analysis.

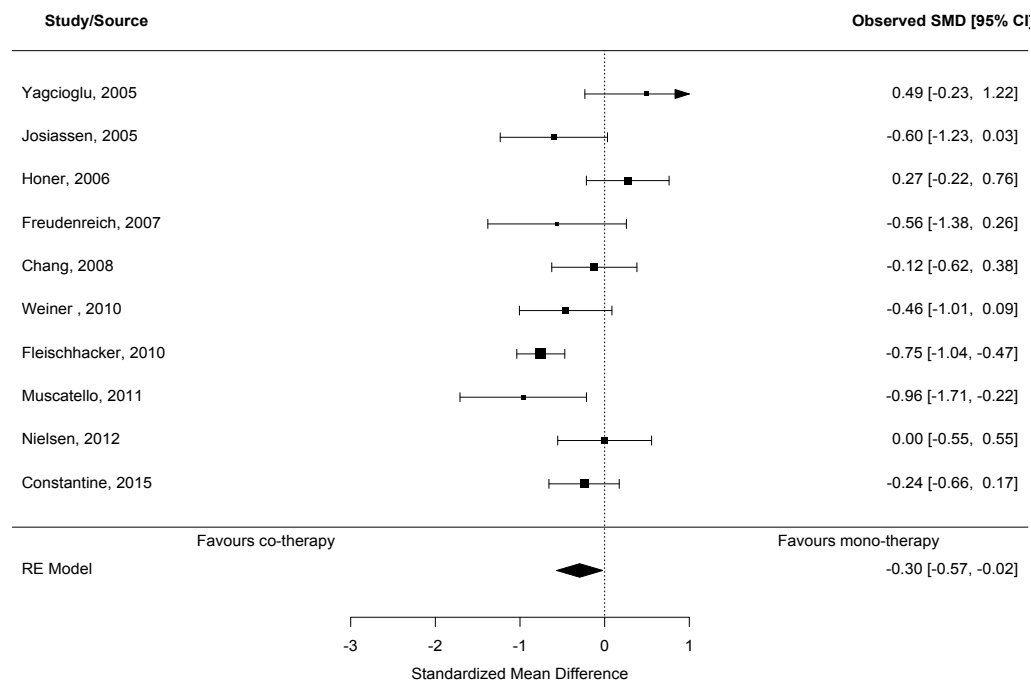


Figure 1: Forest plot indicating effect of each trial and overall outcome using a random effects model

analyses in this area and systematic reviews, the value does not differ greatly (Taylor et al., 2012) and (Taylor and Smith, 2009), indicating that overall the combination of antipsychotics, which is often used in clinical practice, is only of small effect (Correll et al., 2009).

Figure 2 displays a funnel plot which is intended to highlight publication bias, larger studies with higher power are placed towards the top and lower powered studies are placed near the bottom. The funnel plot, is generally symmetrical with three trials outside the funnel triangle (Fleischhacker, Honer and Yagcioglu) indicating heterogeneity but not necessarily publication bias.

Common flaws in treatment during trials which may affect bias shown in the funnel plot include; failure in randomization, poor blinding or large number of patients which are lost through follow up (Taylor and Smith, 2009). The heterogeneity of this meta-analysis was moderate-to-high ($I^2 = 61.82\%$) variability within the trials, using a random effects model. The full statistics output for the analysis is given below:

Random-Effects Model ($k = 10$; τ^2 estimator: Random Effects)
 τ^2 (estimated amount of total heterogeneity): 0.1120 (SE = 0.0896)
 τ (square root of estimated τ^2 value): 0.3346
 I^2 (total heterogeneity / total variability): 62.11%
 H^2 (total variability / sampling variability): 2.64

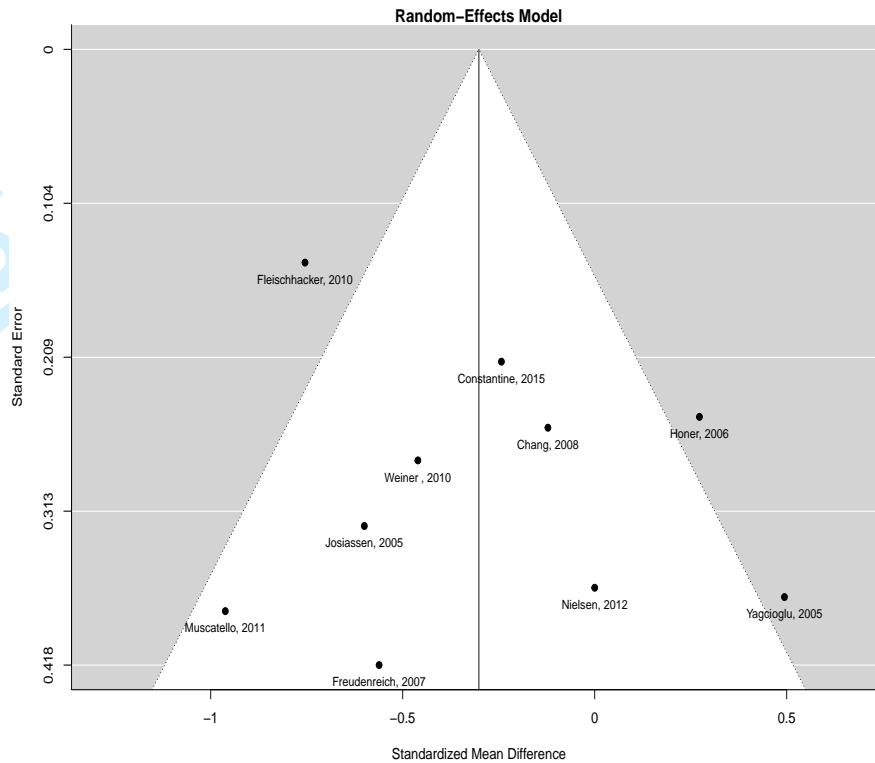


Figure 2: Funnel plot for the random effects model, indicating heterogeneity for some studies

Test for Heterogeneity:

$Q(df = 9) = 25.3604$, $p\text{-val} = 0.0026$

Where: τ is the between studies standard deviation and τ^2 is the between studies variance of the true effect sizes, I^2 is the ratio of true heterogeneity to total observed variation, H^2 is the square root of the chi-square heterogeneity statistic divided by its degrees of freedom, Q is Cochran's statistic for estimating a measure of weighted squared deviations. Interpreting the values for I^2 are usually low at 25%, moderate at 50% and high at 75% based on work by Higgins (Higgins et al., 2003).

We investigated these potential problems further by plotting a quantile-quantile diagram, the studies should lie on the diagonal line with slope of 1, going through the (0,0) point. Deviations from this may indicate that (a) the (residual) heterogeneity in the true effects is non-normally distributed, (b) there are subgroups in the data that are not adequately modeled, and/or (c) that publication bias is present. We observe that the most of the studies are close the the diagonal and the three studies outside the original funnel plot are well within the confidence intervals.

4.2 Trials with aripiprazole

For the trials where aripiprazole combinations were used both groups showed favour of combination therapy. (Muscatello et al., 2011) Only one trial showed significant change in effects size compared to all trials within this meta-analysis. This could be due to several factors; a)patients may have been stabilised longer on clozapine although have partial response to the drug, b)longer

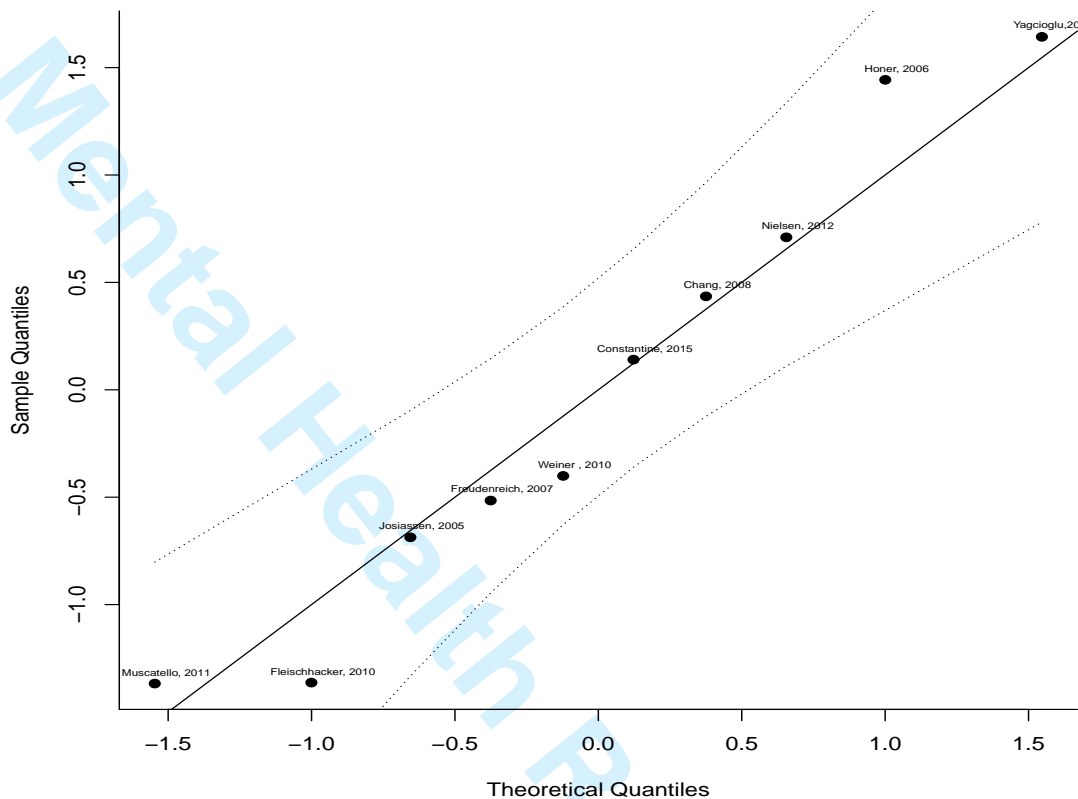


Figure 3: quantile-quantile plot of study heterogeneity

trial length (24 weeks) c) Higher aripiprazole dose. Patients in this trial were allowed to take Lorazepam 5mg/day for insomnia or agitation. This may not have been acceptable in the other trials in this meta-analysis. However patients did not receive any antidepressants or anticonvulsants two months prior to this trial.

Aripiprazole augmentation in the second trial (Chang et al., 2008) had an effect size of -0.12, which implied a small change in the rating scale used, however in the conclusion of the study it was stated there was no improvement to overall BPRS rating however had a larger effect on patient's negative symptoms. In comparison to Muscatello, the study lasted only 8 weeks. This may have potentially affected the outcome of the trial even though it has been stated that 6 weeks is sufficient enough time for a patient to be treated with an antipsychotic. The study by Fleischhacker was included our analysis, (Fleischhacker et al., 2010) this work investigated the effect of combined aripiprazole and clozapine on the weight in patients. PANSS was measured in patients as a secondary outcome, this availed no effect in the forms of clinical efficacy. Primary outcomes of this trial included mean change in body weight from baseline to week 16. From the primary outcome, aripiprazole-treated patients also showed a statistically significant difference in weight loss as well as a reduction in BMI, total and low-density lipoprotein. As weight gain and susceptibility of metabolic disorders increases when a patient is taking clozapine, the outcome of

1
2
3 this trial is beneficial for patients.
4

5 Aripiprazole has a slightly different mechanism of action compared to other atypical antipsychotics.
6 It is a partial D2 and 5-HT2 agonist which means it does not bind fully to the receptor. Clozapine
7 binds to several receptors, D1-D5 and 5-HT2, as well as other receptors. Due to aripiprazole not
8 fully binding to the receptor site, it is not competing with clozapine for that site and it is not causing
9 the molecules to dissociate. The slight difference in the receptor profiles of these two drugs indi-
10 cates why both trials had an effect size in preference of the combination treatment.
11
12

13 4.3 Trials with risperidone

14 In the trials where risperidone was combined with clozapine, it can be seen none of effect sizes
15 of these trials is as significant as Muscatello's (Muscatello et al., 2011). Two trials (Weiner et al.,
16 2010) and (Freudenreich et al., 2007) showed favour of the clozapine and risperidone combina-
17 tion. However, compared to the other two studies (Honer et al., 2006) and (Yagcioglu et al., 2005)
18 where monotherapy was favoured there was no difference in the dose of the add-on drug which
19 was 4mg/day. Therefore it is with difficulty to say where the changes in efficacy have arisen from.
20 Randomised, controlled trials involving risperidone lasted a range of 6-16 weeks. Trials which
21 lasted less than ten weeks did not show efficacy for the combinations used. risperidone, like
22 clozapine, is an antagonist at both D2 and 5-HT2 receptor sites (Golan et al., 2007). Both drugs
23 are competing for the same sites to bind to, this indicates why only some trials may have had an
24 effect size in favour of co-therapy.
25
26
27
28

29 The problems with risperidone may have arisen where the patients had previously been trialled
30 on this drug and were deemed unresponsive, or the patient was unable to tolerate the combina-
31 tions. Another factor which may have affected trial outcome, was the sample size. Those with the
32 diagnosis of schizophrenia may respond to a first or a second generation anti-psychotic without
33 ever having to be treated with clozapine which is reserved for patients deemed to have refractory
34 schizophrenia. Therefore, those patients who are treated with clozapine is a smaller sample than
35 those who may have responded to prior treatment. This indicates that unless a multicentre trial,
36 large sample sizes in randomised controlled trials where patients are treated with clozapine may
37 be very difficult to find.
38
39

40 4.4 Trial with Olanzapine

41 The study undertaken by Constantine involved randomly switching the co-therapy patients to a
42 clozapine + placebo, leaving the other patients to a clozapine+olanzapine therapy (Constantine
43 et al., 2015). The initial motivation for this trial was to overcome certain polypharmacy issues in-
44 volved with the treatment of schizophrenia. The followup investigation was longer than most trials
45 and at the end of 360 days the patients PANNS score was more or less stable. The trial tended to
46 suggest that those who stayed on co-therapy had better outcomes, while those who switched to
47 clozapine alone appeared to have a n increase in positive symptoms
48
49

50 4.5 Trial with Sertindole

51 The study by Nielsen using a combination of clozapine and sertindole did not improve or worsen
52 their cognitive functions, they discuss that sample size may be an issue but admit their studies
53 results are comparative to the other studies (Nielsen et al., 2012) Their choice of sertindole was
54 motivated by it's low levels of sedation and seemed therefore an ideal cotherapy. However, after
55 the 12 week trial was over, the results did not indicate any correlation between cognitive function
56 and psychopathology as highlighted by the PANNS and GAF and CGI scores.
57
58
59
60

4.6 Trials lasting longer than 10 weeks and Trials shorter than 10 weeks.

Work by Taylor compared trials of less than 10 weeks in length to those longer than 10 weeks. A meta-regression plot was produced in order to see the relationship between the effect size and trial length (Taylor et al., 2012). Randomised controlled trials lasting longer than ten weeks showed a marginal increase in effect size (-0.223) when compared to those less than ten weeks in length (-0.103). This indicates that for a trial where clozapine is combined with a second drug, a longer trial, ideally ≥ 10 weeks, this coincides with guidance (NICE178, 2014) recommending a trial of combination treatment to last at least 8-10 weeks. This will allow patients to become accustomed to adhering to two different medications.

When comparing studies which lasted longer than 10 weeks (Muscatello et al., 2011) and (Weiner et al., 2010) it was possible to see a larger effect size when compared to those of a shorter duration. Both trials lasting long than ten weeks exhibited an effect size larger than -0.19, this indicates that the efficacy of the trials ranged from moderate to large. Effect size may have been affected if sample size was smaller than 30, or if the trial was biased in any way. Barbu et al (Barbu et al., 2009) found within the systematic review the effect size of none blinded trials was larger than the trials where double blinding was involved.

Studies that lasted less than 10 weeks varied in their favour of combination therapy over monotherapy. Two studies (Chang et al., 2008) and (Freudenreich et al., 2007) showed favor of combination treatment over monotherapy. Monotherapy was favoured in the other two studies (Honer et al., 2006) and (Yagcioglu et al., 2005). Again this may have been due to several factors; firstly, the patient may not have responded to the medication. Secondly, the patient may have been non-adherent or have a problem with compliance. Thirdly, the patient may have insufficient clozapine levels due to taking a second atypical antipsychotic.

4.9 Limitations

There are several limitations to this meta-analysis including the small number of patients recruited to several of the trials. The mean sample size of the trials was 69.2 (range 24-204, median 56), trials of less than 30 participants do not reflect well in effect size calculations due to the small range of results. This is likely to give the trial less power to change or show any significance, small trials are likely to be more biased via giving a larger effect than large multicentre studies.

Another limitation of the analysis is the small number of trials conducted using atypical antipsychotics in combination with clozapine for treatment resistant patients. Only studies including aripiprazole (3), sertindole (1), olanzapine (1) and risperidone (5) could be analysed.

This analysis looks at the efficacy of a second generation antipsychotic drug combined with clozapine for patients with refractory schizophrenia. Other therapies have been used to treat refractory schizophrenia with either some or little improvement in patient's symptoms. These include; ECT, CBT, combinations with different classes of drugs; mood stabilisers and antidepressants. It was not possible nor appropriate to include such studies into our analysis

Conclusions

The treatment of refractory schizophrenia is a common activity for mental health professionals. Schizophrenia places demands on and adversely affects the quality of life, social aspects and the patients ability to work. It is often a disorder that is associated with co-morbidities. Buckley found

1
2
3 that co-morbidities such as substance abuse, anxiety, depression, panic disorder, post-traumatic
4 stress disorder and obsessive compulsive disorder were highly prevalent among schizophrenic
5 patients (Buckley et al., 2009). These have further effects upon the patient from medication to
6 quality of life (Dold and Leucht, 2014).
7
8

9 Other factors to consider in regards to combination treatments, is the possible increased risk of
10 adverse reactions when combining two drugs from the same class. All second generation antipsy-
11 chotics come with an increased risk of weight gain and metabolic side effects. The only exception
12 to this was (Fleischhacker et al., 2010) where the addition of aripiprazole to clozapine reduced
13 weight, BMI and lipid profile in patients. Finally, it has been found through statistical techniques
14 that combination of a second generation antipsychotic with clozapine, the gold-standard treatment
15 for schizophrenia, is only marginally beneficial. The therapy may show some improvement within
16 individual patients however, the overview of the therapy as a whole, is not beneficial for the group.
17 Therefore, it is the recommendation of this analysis that alternative medications be sought in order
18 to treat patients who have a sub-optimal response to clozapine with a combination other than two
19 second generation antipsychotics. This route should only be used once all other treatment options
20 have been exhausted.
21
22
23

24 Acknowledgments

25 We would like to thank the reviewers for their comments for improving this paper. We would also
26 like to thank Dr Clare Brizzolara and Dr Gabriel Boachie-Ansah for several helpful discussions
27 regarding the use of anti-psychotic drugs and in clarifying the pathophysiology of schizophrenia.
28
29
30

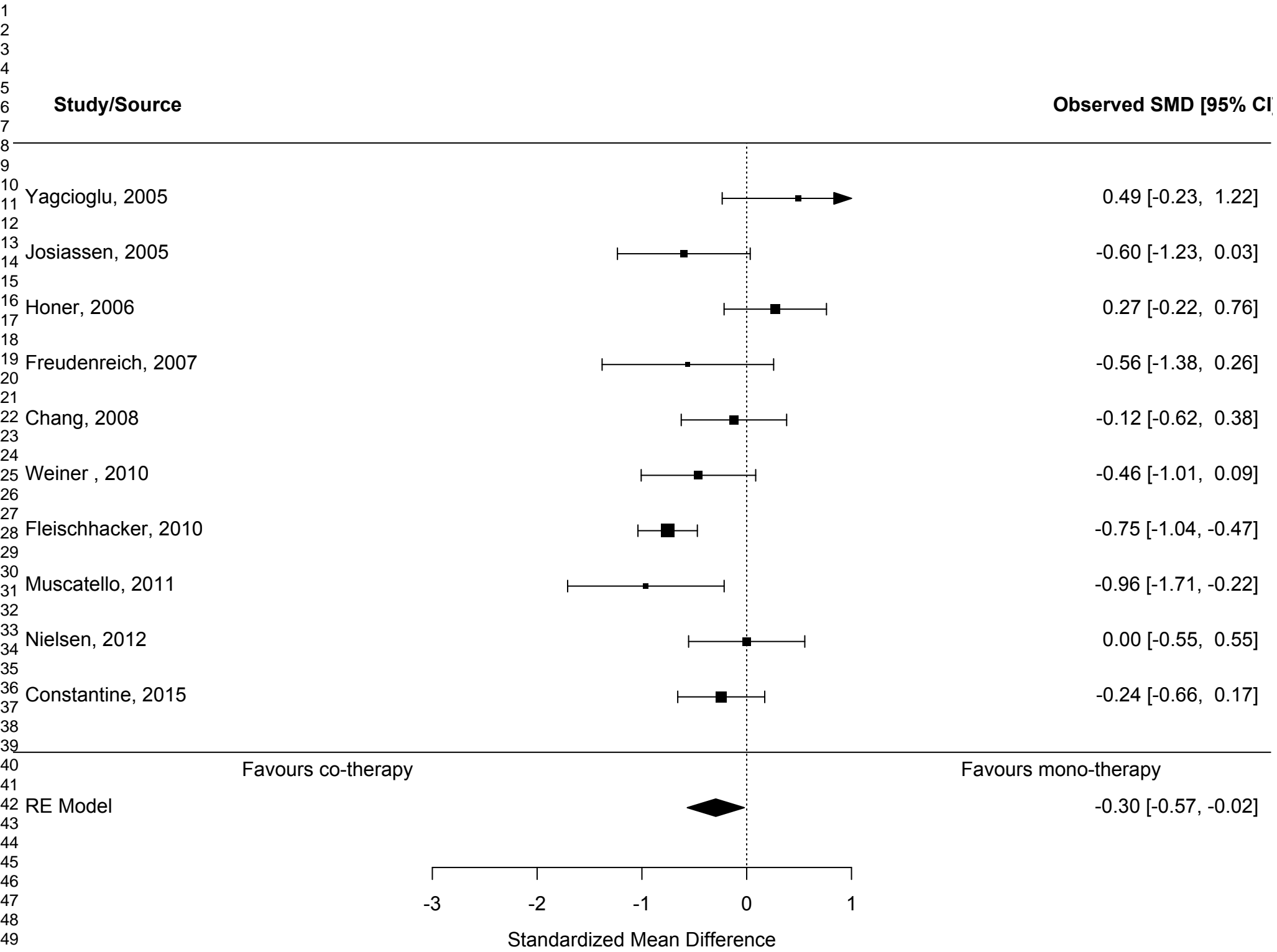
31 References

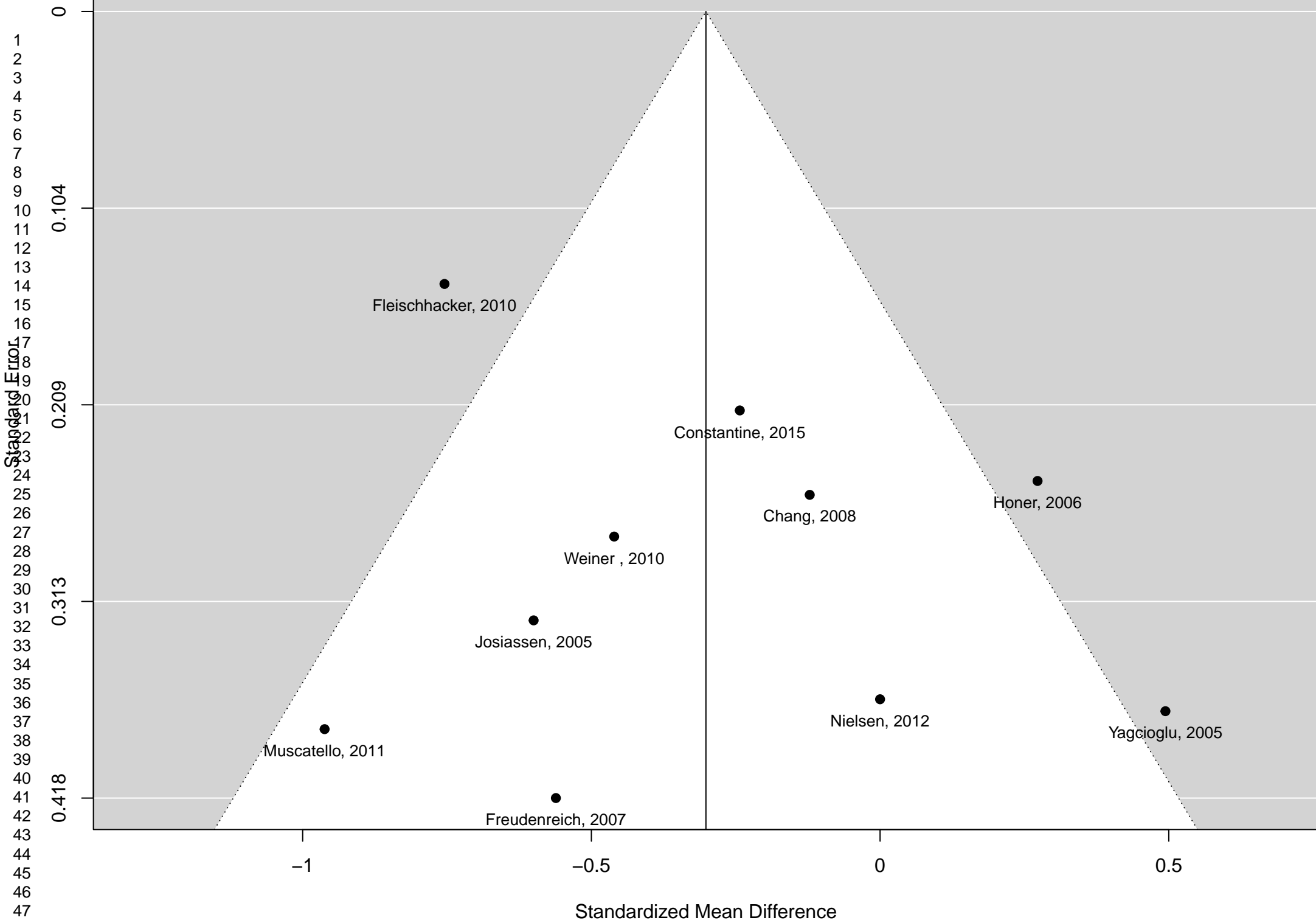
- 32
33 Andreasen, N. 1989. "The Scale for the Assessment of Negative Symptoms (SANS): conceptual
34 and theoretical foundations." *Br J Psychiatry Suppl.* 7:49–58.
35
36 Andreasen, N., M. Flaum, V. Swayze, G. Tyrrell and S. Arndt. 1990. "Positive and negative symp-
37 toms in schizophrenia: A critical reappraisal." *Arch Gen Psychiatry.* 7:615–621.
38
39 Barbui, C., A. Signoretti, S. Mule, M. Boso and A. Cipriani. 2009. "Does the addition of a second
40 antipsychotic drug improve clozapine treatment?" *Schizophr Bull.* 35:458–468.
41
42 Buckley, PF., BJ. Miller, D. Lehrer and D. Castle. 2009. "Psychiatric comorbidities and schizophre-
43 nia." *Schizophr Bull.* 35:383–402.
44
45 Chang, J., Y. Ahn, H. Park, KY. Lee, S. Kim, U. Kang and Y. Kim. 2008. "Aripiprazole augmen-
46 tation in clozapine-treated patients with refractory schizophrenia: an 8-week, randomized, double-
47 blind, placebo-controlled trial." *J Clin Psychiatry.* 69:720–731.
48
49 Constantine, R., R. Andel, M. McPherson and R. Tandon. 2015. "The risks and benefits of switch-
50 ing patients with schizophrenia or schizoaffective disorder from two to one antipsychotic medi-
51 cation: a randomized controlled trial." *Schizophrenia Research* 166:194–200.
52
53 Correll, C., C. Rummel-Kluge, C. Corves, J. Kane and S. Leucht. 2009. "Antipsychotic com-
54 binations vs monotherapy in schizophrenia: a meta-analysis of randomized controlled trials."
55 *Schizophr Bull.* 35:443–457.
56
57
58
59
60

- 1
2
3 Dold, M. and S. Leucht. 2014. "Pharmacotherapy of treatment-resistant schizophrenia: a clinical
4 perspective." *Evid Based Ment Health*. 17:33–37.
5
6 Ferguson, C. 2009. "An Effect Size Primer: A Guide for Clinicians and Researchers." *Professional
7 Psychology: Research and Practice* 40(5):532–538.
8
9 Fleischhacker, W., M. Heikkinen, J. Olie, W. Landsberg, P. Dewaele, R. McQuade, J. Loze, D.
10 Hennicken and W. Kerselaers. 2010. "Effects of adjunctive treatment with aripiprazole on body
11 weight and clinical efficacy in schizophrenia patients treated with clozapine: a randomized,
12 double-blind, placebo-controlled trial." *Int J Neuropsychopharmacol*. 13:1115–1125.
13
14 Freudenreich, O., D. Henderson, J. Walsh, M. Culhane and D. Goff. 2007. "Risperidone augmenta-
15 tion for schizophrenia partially responsive to clozapine: a double-blind, placebo-controlled trial."
16 *Schizophr Res*. 92:90–94.
17
18 Golan, D., A. Tashjian, E. Armstrong and A. Armstrong. 2007. *Principles of Pharmacology: The
19 Pathophysiologic Basis of Drug Therapy*. Lippincott Williams and Wilkins, USA.
20
21 Higgins, J., S. Thompson, J. Deeks and D. Altman. 2003. "Measuring inconsistency in meta-
22 analyses." *BMJ* 327(7414):557–560.
23
24 Honer, W., A. Thornton, E. Chen, R. Chan, J. Wong, A. Bergmann, P. Falkai, E. Pomarol-Clotet,
25 P. McKenna, E. Stip, R. Williams, G. MacEwan, K. Wasan and R. Procyshyn. 2006. "Clozapine
26 alone versus clozapine and risperidone with refractory schizophrenia." *N Engl J Med* 354:472–
27 482.
28
29 Howes, O., R. McCutcheon, O. Agid, A. Bartolomeis, N. van Beveren, M. Birnbaum, M. Bloomfield,
30 R. Bressan, R. Buchanan, W. Carpenter, D. Castle, L. Citrome, Z. Daskalakis, M. Davidson, R.
31 Drake, S. Dursun, B. Ebdrup, H. Elkis, P. Falkai, W. Fleischacker, A. Gadelha, F. Gaughran,
32 B. Glenthøj, A. Graff-Guerrero, J. Hallak, W. Honer, J. Kennedy, B. Kinon, S. Lawrie, J. Lee, F.
33 Leweke, J. MacCabe, C. McNabb, H. Meltzer, H. Moller, S. Nakajima, C. Pantelis, T. Marques, G.
34 Remington, S. Rossell, B. Russell, C. Siu, T. Suzuki, I. Sommer, D. Taylor, N. Thomas, A. Uçok,
35 D. Umbricht, J. Walters, J. Kane and C. Correll. 2017. "Treatment-Resistant Schizophrenia:
36 Treatment Response and Resistance in Psychosis (TRRIP) Working Group Consensus Guide-
37 lines on Diagnosis and Terminology." *American Journal of Psychiatry* 174(3):216–229. PMID:
38 27919182.
39 **URL:** <https://doi.org/10.1176/appi.ajp.2016.16050503>
40
41 Kane, J., G. Honigfeld, J. Singer and H. Meltzer. 1988. "Clozapine for the treatment-resistant
42 schizophrenic. A double-blind comparison with chlorpromazine." *Arch Gen Psychiatry*. 45:789–
43 796.
44
45 Kay, S., A. Fiszbein and L. Opler. 1987. "The positive and negative syndrome scale (PANSS) for
46 schizophrenia." *Schizophr Bull*. 13:261–276.
47
48 Langan, J. and P. Shajahan. 2010. "Antipsychotic polypharmacy: review of mechanisms, mortality
49 and management." *The Psychiatrist* 34(2):58–62.
50
51 Leucht, S., P. Rothe, J. Davis and R. Engel. 2013. "Equipercetile linking of the BPRS and the
52 PANNS." *European Neuropsychopharmacology* 23:956–959.
53
54
55
56
57
58
59
60

- 1
2
3 Meltzer, H., L. Alphas, A. Green, A. Altamura, R. Anand, A. Bertoldi, M. Bourgeois, G. Chouinard
4 and M. Islam. 2003. "Clozapine treatment for suicidality in schizophrenia: International Suicide
5 Prevention Trial (InterSePT)." *Arch Gen Psychiatry*. 60:82–91.
6
7
8 Moher, D., A. Liberati, J. Tetzlaff and D. Altman. 2009. "Preferred reporting items for systematic
9 reviews and meta-analyses: the PRISMA statement." *Ann Intern Med*. 151:264–269.
10
11 Muscatello, M., A. Bruno, G. Pandolfo, U. Mico, G. Scimeca, F. Nardo, V. Santoro, E. Spina and R.
12 Zoccali. 2011. "Effect of aripiprazole augmentation of clozapine in schizophrenia: a double-blind,
13 placebo-controlled study." *Schizophr Res*. 127:93–99.
14
15 NICE178. 2014. NICE Clinical guideline 178: Psychosis and Schizophrenia in Adults: Prevention
16 and Management. Technical report National Institute for Health and Care Excellence.
17 **URL:** [https://www.nice.org.uk/guidance/cg178/resources/psychosis-and-schizophrenia-in-](https://www.nice.org.uk/guidance/cg178/resources/psychosis-and-schizophrenia-in-adults-prevention-and-management-pdf-35109758952133)
18 [adults-prevention-and-management-pdf-35109758952133](https://www.nice.org.uk/guidance/cg178/resources/psychosis-and-schizophrenia-in-adults-prevention-and-management-pdf-35109758952133)
19
20 NICE82. 2008. NICE Clinical guideline 82: Schizophrenia: Core Interventions in the Treatment
21 and Management of Schizophrenia in Adults in Primary and Secondary Care. Technical report
22 National Institute for Health and Care Excellence.
23 **URL:** [https://www.nice.org.uk/guidance/cg82/documents/schizophrenia-update-draft-nice-](https://www.nice.org.uk/guidance/cg82/documents/schizophrenia-update-draft-nice-guideline-for-consultation2)
24 [guideline-for-consultation2](https://www.nice.org.uk/guidance/cg82/documents/schizophrenia-update-draft-nice-guideline-for-consultation2)
25
26
27 Nielsen, R., S. Levander, D. Thode and J. Nielsen. 2012. "Effects of sertindole on cognition in
28 clozapine-treated schizophrenia patients." *Acta Psychiatr Scand*. 126:31–39.
29
30 Overall, J. and D. Gorham. 1962. "The Brief Psychiatric Rating Scale." *Psychological Reports*
31 10:799–812.
32
33 Pirmohamed, M. and K. Park. 1997. "Mechanism of clozapine-induced agranulocytosis : current
34 status of research and implications for drug development." *CNS Drugs*. 7:139–158.
35
36 Saha, S., D. Chant, J. Welham and J. McGrath. 2005. "A Systematic Review of the Prevalence of
37 Schizophrenia." *PLOS Medicine* 2:e141.
38
39 Sernyak, M., R. Desai, M. Stolar and R. Rosenheck. 2001. "Impact of clozapine on completed
40 suicide." *Am J Psychiatry*. 2 158:931–937.
41
42 Taylor, D. and L. Smith. 2009. "Augmentation of clozapine with a second antipsychotic: a meta-
43 analysis of randomized, placebo-controlled studies." *Acta Psychiatr Scand*. 119:419–425.
44
45 Taylor, D., L. Smith, S. Gee and J. Nielsen. 2012. "Augmentation of clozapine with a second
46 antipsychotic - a meta-analysis." *Acta Psychiatr Scand*. 125:15–24.
47
48 Weiner, E., R. Conley, M. Ball, S. Feldman, J. Gold, D. Kelly, I. Wonodi, R. McMahon and R.
49 Buchanan. 2010. "Adjunctive risperidone for partially responsive people with schizophrenia
50 treated with clozapine." *Neuropsychopharmacology*. 35:2274–2283.
51
52 Yagcioglu, A., A. Akdede, T. Turgut, M. Tumuklu, M. Yazici, K. Alptekin, A. Ertugrul, K. Jayathilake,
53 A. Gogus, Z. Tunca and H. Meltzer. 2005. "A double-blind controlled study of adjunctive treat-
54 ment with risperidone in schizophrenic patients partially responsive to clozapine: efficacy and
55 safety." *J Clin Psychiatry*. 66:63–72.
56
57
58
59
60

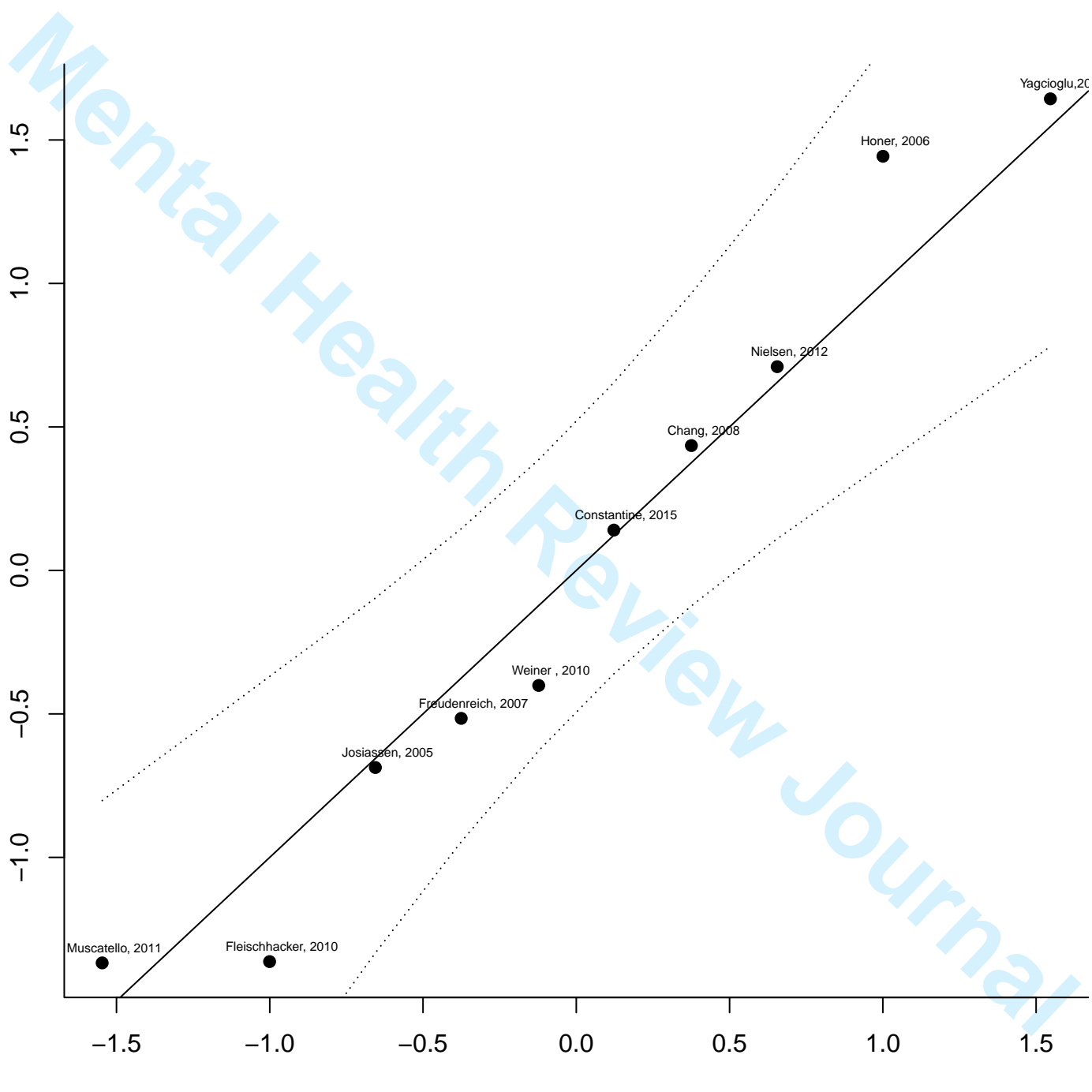
Study (year)	Characteristics	Trial length (weeks)	No of patients starting trial (M/F)	Control / placebo	Mean age years (range)	Drug patients stopped prior to trial or medications which warranted exclusion	Drugs patients had access to while on trial	Applicable outcomes measured
Yagcioglu (2005) Turkey	Patients were diagnosed with schizophrenia using DSM-IV. Entry into the trial was based on total PANSS score of at least 72, a CGI-S score of at least 4 and at least 3 on any 1 of the PANSS POS (0-7) scale. Patients who had been on clozapine for at least 6 months were entered into the trial. Clozapine doses ranged between 300-900 mg/day. Risperidone up to 6 mg/day was used for patients in the control arm of the trial.	6	30 (20/10)	15 in control and 14 in placebo	35.3 (18-55)	mood stabilisers, lithium, antidepressants, and/or antipsychotics other than clozapine.	Benzodiazepines (clonazepam 0.5 - 2.0 mg/day) were used to treat anxiety, and biperiden (2-6 mg/day) was used to treat EPSE.	PANSS
Josiassen (2005) USA	Patients were diagnosed with schizophrenia or schizoaffective disorder using DSM-IV. Clozapine use for 12 weeks with poor response. BPRS of 45 or 4 or more criteria on 2-4 BPRS positive symptom items. Clozapine dose of 528mg/day for risperidone group and 402.5 mg/day for placebo.	12	40(35/5)	20 control and 20 in placebo	40.3 (20-65)	N/A	N/A	BPRS, CGI, SANS
Honer (2006) Canada, Germany, China, UK	Patients were diagnosed with schizophrenia using DSM-IV. Entry into the trial was based on a total PANSS score of 80 or more, at least 4 or more on CGI and a SOFAS score of 40 or less. Patients had been on a stable dose of clozapine 400 mg/day or more for at least 12 weeks. Risperidone was given to the control group at a mean dose of 2.95 mg/day.	18	68 (50/18)	34 in control and 34 in placebo	37 (18-65)	Treatment with clozapine for movement disorder or of intolerable side effects from other medications. Previous treatment with risperidone. Patients were required to discontinue any drugs other than clozapine (mood stabilisers or anti-depressants or anti-convulsants) two weeks before the trial.	Any drugs being used to treat stable medical issues were permitted.	PANSS
Freudenreich (2007) USA	Patients were diagnosed with schizophrenia using DSM-IV. Entry into the trial was based on the patients have a PANSS score of greater than 60. Patients in the trial had been treated with clozapine for at least 6 months and had been on a stable dose for at least 8 weeks. Clozapine doses ranged from 200-700 mg/day. A 4 mg/day fixed dose of risperidone was given to those patients assigned to the control group.	6	24 (21/3)	11 control, 13 placebo	42.3 (27-55)	N/A	N/A	PANSS and SANS
Chang (2008) Korea	Patients were diagnosed with schizophrenia using DSM-IV. Entry into the trial was based on patients have a BPRS score of at least 35 or more than two on the SANS rating. Patients in the trial had been treated with clozapine at least one year prior to the study with at least 8 weeks on a stable dose of 400 mg/day or more. Patients in the treatment arm of the trial were given an aripiprazole dose of at least 30 mg/day.	8	62 (49/13)	30 in control and 32 in placebo	33.2 (18-65)	Prior history of non-response or tolerance to aripiprazole, participation in a clinical trial of another investigational drug within 3 months of the study	Concomitant medications for stable medical conditions including antidepressants, anticholinergics and benzodiazepines.	BPRS and SANS
Fleischacker (2010) USA, France, Finland, UK, Austria	Patients were diagnosed with schizophrenia using DSM-IV-TR criteria such as weight gain of more than 2.5kg and safety issues on clozapine. Clozapine dose of 362.6 mg/day and 383.8 mg/day for aripiprazole.	16	205(106/99)	106 control and 99 in placebo	40.5 (18-65)	patients at risk of suicide excluded. Excluded for use of psychoactive substance use disorder.	Benzodiazepines and anticholinergics were allowed any time and also sleeping aids. Antidepressants and mood stabilizers were also allowed if prescribed before entry into study.	PANNS, CGI and weight
Weiner (2010) USA	Patients were diagnosed with schizophrenia using DSM-IV. Entry into the trial was based on patients having a total BPRS score of 45 or more, a CGI score of 4 or more and a BPRS positive symptom score of 8 or more. Patients were required to have had an adequate clozapine trial for 6 or more months on a dose that produced a plasma level of 350 mg/mL or more. Risperidone was given at 4 mg/day.	16	69 (44/25)	33 in control and 36 in placebo	44.4 (18-65)	Patients treated previously with adjunctive risperidone at more than 8 mg/day for at least 6 weeks were excluded.	N/A	BPRS and SANS
Muscattello (2011) Italy	Patients were diagnosed with schizophrenia using DSM-IV. Entry into the trial was based on patients have a BPRS score of 25 or more. Patients had been on the highest tolerable dose of clozapine for at least one year and doses in the range of 200-450 mg/day had been stable for at least one month. Aripiprazole was given at an initial dose of 10 mg/day and increased to 15 mg/day.	24	40 (23/17)	20 in control and 20 in placebo	31.9 (25-38)	N/A	Patients were allowed to take lorazepam up to 5 mg/day for insomnia and agitation.	BPRS, SANS and SAPS
Nielsen (2012) Denmark	Patients diagnosed with schizophrenia and treated with clozapine for 6 months and scored at least 65 on PANNS at baseline. Doses of clozapine were 394mg/day for sertindole and 435.0 mg/day for placebo.	12	50(30/20)	25 in control and 25 in placebo	41.8 (18-65)	N/A	Benzodiazepines and anticholinergics were allowed any time and also sleeping aids. Antidepressants and mood stabilizers were also allowed if prescribed before entry into study.	PANNS, UKU and CGI
Constantine (2015) USA	Patients were diagnosed with schizophrenia using DSM-IV-TR criteria who had been receiving 2 medications concurrently for at least 90 days.	52	104(50/54)	25 in control and 41 in placebo	43.9 (18-64)	Patients who had recent hospitalization or emergency room visits in 90 days.		PANNS and CGI





1
2
3
4
5
6
7
8
9
10
11
12
13
14
15
16
17
18
19
20
21
22
23
24
25
26
27
28
29
30
31
32
33
34
35
36
37
38
39
40
41
42
43
44
45
46
47

1
2
3
4
5
6
7
8
9
10
11
12
13
14
15
16
17
18
19
20
21
22
23
24
25
26
27
28
29
30
31
32
33
34
35
36
37
38
39
40
41
42
43
44
45
46



1
2
3 Reviewer(s)' Comments to Author:
4

5 Reviewer: 1
6

7 Comments:
8

9 My review and additional suggestions regarding the article entitled "Combination of Clozapine with
10 an Atypical Antipsychotic: A Meta-Analysis" are listed below:
11

12 1) Corrections and suggestions have been made on the original manuscript, attached to this file.
13

14 2) In the introduction section:
15

16 - Clozapine is mentioned to be reserved for treatment resistant patients, "due to agranulocytosis
17 and metabolic side effect profile". The reservation is related to haematological but not metabolic
18 side effects. This should be corrected. **Changed wording**
19

20 - Current definition of treatment resistant schizophrenia should be commented on (Howes et al., Am
21 J Psychiatry. 2016). **Short definition included based on this reference added.**
22

23 - In addition to general antipsychotic polypharmacy, the basis for clozapine augmentation in
24 treatment resistant schizophrenia patients should also be mentioned.
25

26 3) In the methods and results section:
27

28 -The study of Anil Yagcioglu et al. 2005 has been incorrectly referred as Barbui et al 2009 in several
29 places in the manuscript (some corrected on text). **Changed citations appropriately.**
30

31 4) In the conclusion section:
32

33 -1. paragraph: Here, comorbidity issue is discussed. Final sentence in this paragraph has no
34 relevance to comorbidity. **Removed paragraph.**
35

36 -2. paragraph: "It was assumed that patients in these 6 trials were treatment resistant". The
37 definition of treatment resistance and sample selection in these particular 6 studies should be
38 reviewed and discussed, leaving no room for assumption.
39

40 **As far as we are able to determine all the patients were deemed treatment resistant, we have
41 reworded our discussion to reflect this.**
42

43 -4. paragraph: It is stated that combination treatment "may have increased the risk of adverse
44 events". The safety findings of these 6 studies should be evaluated and pointed out in the discussion,
45 if safety issue is to be discussed.
46

47 **Examining the literature we can find little evidence that the combination therapy increases the
48 possibility of adverse effects and have reworded this section to reflect that.**
49

50 -5. pararaph: Here, there is a vague mention of the cost-benefit issue of using combined
51 antipsychotics. Although cost of two antipsychotic treatments being used at the same time is
52 mentioned as a drawback, the cost of hospitalization when treatment resistance is the main issue is
53 not discussed. If this issue is not to be discussed presenting study findings relevant to cost, it should
54
55
56
57
58
59
60

1
2
3 rather be not discussed. On reflection, the cost benefit issues discussion has been removed as it is
4 not central to our work and is a distraction.
5

6 Additional Questions:
7

8 1. Originality: Does the paper contain new and significant information adequate to justify
9 publication?: This meta-analytical study specifically investigates the outcome of combining clozapine
10 with other atypical antipsychotics in schizophrenia patients. As it includes new studies which had
11 not been earlier included in the most recent meta-analysis study exploring the same subject (Taylor
12 et al., Acta Psychiatrica Scandinavia 2012), I believe it could contribute to current literature.
13
14

15 2. Relationship to Literature: Does the paper demonstrate an adequate understanding of the
16 relevant literature in the field and cite an appropriate range of literature sources? Is any significant
17 work ignored?: There are other randomized placebo controlled studies investigating the addition of
18 an atypical antipsychotic to clozapine in treatment resistant schizophrenia patients, which meet the
19 inclusion criteria mentioned in this study (eg: addition of amisulpiride-Assion et al. 2008, sulpiride-
20 Shiloh et al 1997, sertindole -Nielsen et al. 2012). The reason why such studies of clozapine
21 combinations are left out should be made clear.
22
23

24 The issue of related literature i.e. why had not the Assion, 2008; the Shiloh, 1997 and the Niesen,
25 2012 papers had not been included. The Shiloh study uses sulpiride which is a 1st generation
26 antipsychotic drug and therefore not within our remit which focuses on 2nd generation antipsychotic
27 drugs. The Assion paper presents problems, although it falls into our remit and should be included,
28 however certain data are not available within the paper to incorporate into our analysis. The lead
29 author (Assion) has not responded to emails.
30
31
32

33 3. Methodology: Is the paper's argument built on an appropriate base of theory, concepts, or other
34 ideas? Has the research or equivalent intellectual work on which the paper is based been well
35 designed? Are the methods employed appropriate?: Yes.
36

37 4. Results: Are results presented clearly and analysed appropriately? Do the conclusions adequately
38 tie together the other elements of the paper?: It is not clear whether the impact of all 6 randomized
39 controlled studies has been included in the assessment of change in positive and negative
40 symptoms. Figures 2 and 3 include studies with SANS and SAPS, and therefore Anil Yagcioglu et al
41 2005 study has been omitted in these figures. However, Honer et al 2006 study has been included in
42 Figures 2 and 3, although the rating in that study has also been done with PANSS.
43
44

45 The positive and negative forest plots have been removed, a few studies did not give a breakdown of
46 the main effects into positive and negative values for PANNS etc.
47
48

49 The conclusion needs to be further worked on, details of which are presented in my additional
50 comments. We added new material and edited the conclusions for clarity.
51

52 5. Practicality and/or Research implications: Does the paper identify clearly any implications for
53 practice and/or further research? Are these implications consistent with the findings and
54 conclusions of the paper?: Yes.
55
56
57
58
59
60

1
2
3 6. Quality of Communication: Does the paper clearly express its case, measured against the
4 technical language of the field and the expected knowledge of the journal's readership? Has
5 attention been paid to the clarity of expression and readability, such as sentence structure, jargon
6 use, acronyms, etc.: Review of this article regarding clarity and correctness of English is necessary.
7

8
9 **We have had the paper proof read and have improved the quality of the writing.**

10
11 **Reviewer: 2**

12
13 Comments:

14
15 This doesn't seem to have anything new to offer and the non-significant results are misrepresented
16 as definitive findings.

17
18 **We have added additional trials to the last known meta-analysis on clozapine.**

19
20 Additional Questions:

21
22 1. Originality: Does the paper contain new and significant information adequate to justify
23 publication?: No

24
25 2. Relationship to Literature: Does the paper demonstrate an adequate understanding of the
26 relevant literature in the field and cite an appropriate range of literature sources? Is any significant
27 work ignored?: Yes

28
29 3. Methodology: Is the paper's argument built on an appropriate base of theory, concepts, or other
30 ideas? Has the research or equivalent intellectual work on which the paper is based been well
31 designed? Are the methods employed appropriate?: Sort of, but it's been done before

32
33 **As we have already indicated we have added the latest research.**

34
35 4. Results: Are results presented clearly and analysed appropriately? Do the conclusions adequately
36 tie together the other elements of the paper?: Yes

37
38 5. Practicality and/or Research implications: Does the paper identify clearly any implications for
39 practice and/or further research? Are these implications consistent with the findings and
40 conclusions of the paper?: No

41
42 6. Quality of Communication: Does the paper clearly express its case, measured against the
43 technical language of the field and the expected knowledge of the journal's readership? Has
44 attention been paid to the clarity of expression and readability, such as sentence structure, jargon
45 use, acronyms, etc.: It's good but I don't see the point.

46
47 **It all hinges on the point of the additional studies, we have added four more studies.**

48
49
50
51
52
53
54
55
56
57
58
59
60